





District Health Assessment for Multiple District 16 through December 2025

		Clubs							Membership							Member Strength		Cancellation		Reports			Finance	Leadership			
District Name	Status/ Number of Months in Status *	Active Clubs	Clubs in Status Quo	Total Clubs	% Status Quo Clubs in Financial Suspension	New Clubs	Cancelled Clubs	YTD Net Club Gain/Loss	Current Members In Active Clubs	Current Members In Status Quo Clubs	Current Total Members Count	YTD Add	YTD Drop	YTD NetGrowth (includes Active and Status Quo)	YTD NetGrowth% (includes Active and Status Quo)	Member Count 12 Months Ago	Average Member Count Per Club	% of Clubs with less than 20 members	Average Cancelled Club Age	Members Lost Due to Cancelled Clubs	% of Clubs Reporting Service	% No MMR in 3 Months	% No Officer Report in 12 months	% of Clubs with balance 90+ days	Number of Zone Chairs Recorded	Number of Region Chairs Recorded	District Officers Vacancies **
16 N	T(24)	46	0	46	0%	0	3	-3	1109	0	1109	67	100	-33	-2.89%	1,138	24	46%	40	40	33%	57%	0%	4%	6	1	GLT
16 J	T(19)	53	0	53	0%	1	1	0	1197	0	1197	71	64	7	0.59%	1,214	23	49%	14	1	21%	62%	13%	19%	12	4	
16 L		46	0	46	0%	0	0	0	1265	0	1265	54	62	-8	-0.63%	1,259	28	52%	0	0	33%	50%	2%	11%	6	2	1st VDG
		145	0	145	0%	1	4	-3	3571	0	3571	192	226	-34	-0.94%	3,611	25	49%	34	41	28%	57%	6%	12%	24	7	




District Health Assessment for Multiple District 20 through December 2025

		Clubs							Membership							Member Strength		Cancellation		Reports			Finance	Leadership			
District Name	Status/ Number of Months in Status *	Active Clubs	Clubs in Status Quo	Total Clubs	% Status Quo Clubs in Financial Suspension	New Clubs	Cancelled Clubs	YTD Net Club Gain/Loss	Current Members In Active Clubs	Current Members In Status Quo Clubs	Current Total Members Count	YTD Add	YTD Drop	YTD NetGrowth (includes Active and Status Quo)	YTD NetGrowth% (includes Active and Status Quo)	Member Count 12 Months Ago	Average Member Count Per Club	% of Clubs with less than 20 members	Average Cancelled Club Age	Members Lost Due to Cancelled Clubs	% of Clubs Reporting Service	% No MMR in 3 Months	% No Officer Report in 12 months	% of Clubs with balance 90+ days	Number of Zone Chairs Recorded	Number of Region Chairs Recorded	District Officers Vacancies **
20 N	T(24)	41	0	41	0%	0	2	-2	1170	0	1170	63	63	0	0.00%	1,151	29	34%	24	14	59%	46%	10%	12%	9	0	
20 E1	T(24)	36	0	36	0%	0	0	0	1119	0	1119	21	53	-32	-2.78%	1,134	31	28%	0	0	97%	47%	0%	0%	10	4	
20 E2	T(24)	34	0	34	0%	0	1	-1	809	0	809	26	42	-16	-1.94%	824	24	53%	26	0	59%	32%	0%	6%	4	0	
20 W	T(14)	47	0	47	0%	0	1	-1	1224	0	1224	49	53	-4	-0.33%	1,233	26	36%	86	5	49%	45%	9%	4%	7	3	2nd VDG
20 Y	T(24)	48	0	48	0%	0	0	0	1099	0	1099	41	43	-2	-0.18%	1,150	23	48%	0	0	90%	48%	0%	10%	4	0	2nd VDG
20 O	T(24)	46	0	46	0%	0	0	0	1229	0	1229	61	30	31	2.59%	1,193	27	39%	0	0	70%	57%	2%	4%	7	1	
20 R1	T(24)	22	0	22	0%	0	2	-2	655	0	655	32	63	-31	-4.52%	661	30	41%	75	36	50%	45%	14%	5%	2	0	
20 R2	T(23)	35	1	36	100%	2	1	1	1152	7	1159	122	138	-16	-1.36%	1,145	33	53%	15	71	42%	44%	0%	14%	7	4	
20 K1		62	1	63	100%	0	2	-2	1841	11	1852	73	89	-16	-0.86%	1,930	30	30%	23	21	83%	49%	5%	3%	16	7	
20 K2	T(18)	35	0	35	0%	2	0	2	1231	0	1231	105	49	56	4.77%	1,173	35	26%	0	0	66%	46%	0%	9%	6	0	
20 S	T(24)	38	0	38	0%	0	0	0	1179	0	1179	54	28	26	2.25%	1,155	31	42%	0	0	89%	45%	3%	8%	7	0	
		444	2	446	100%	4	9	-5	12708	18	12726	647	651	-4	-0.03%	12,749	29	39%	41	147	70%	46%	4%	7%	79	19	




District Health Assessment for Multiple District 22 through December 2025

		Clubs							Membership							Member Strength		Cancellation		Reports			Finance	Leadership			
District Name	Status/ Number of Months in Status *	Active Clubs	Clubs in Status Quo	Total Clubs	% Status Quo Clubs in Financial Suspension	New Clubs	Cancelled Clubs	YTD Net Club Gain/ Loss	Current Members In Active Clubs	Current Members In Status Quo Clubs	Current Total Members Count	YTD Add	YTD Drop	YTD NetGrowth (includes Active and Status Quo)	YTD NetGrowth% (includes Active and Status Quo)	Member Count 12 Months Ago	Average Member Count Per Club	% of Clubs with less than 20 members	Average Cancelled Club Age	Members Lost Due to Cancelled Clubs	% of Clubs Reporting Service	% No MMR in 3 Months	% No Officer Report in 12 months	% of Clubs with balance 90+ days	Number of Zone Chairs Recorded	Number of Region Chairs Recorded	District Officers Vacancies **
22 A	T(24)	22	0	22	0%	0	0	0	532	0	532	27	19	8	1.53%	515	24	59%	0	0	77%	45%	0%	5%	2	0	2nd VDG, GLT
22 B	T(8)	45	0	45	0%	1	0	1	1202	0	1202	84	91	-7	-0.58%	1,273	27	47%	0	0	100%	51%	0%	11%	9	1	1st VDG
22 C	T(24)	41	0	41	0%	0	2	-2	1019	0	1019	63	85	-22	-2.11%	1,073	25	54%	47	28	63%	44%	0%	12%	8	0	
22 D	T(21)	35	0	35	0%	2	0	2	1207	0	1207	140	122	18	1.51%	1,164	34	29%	0	0	51%	43%	0%	6%	4	0	2nd VDG
22 W		48	0	48	0%	0	1	-1	1535	0	1535	62	74	-12	-0.78%	1,562	32	29%	51	16	63%	58%	13%	10%	0	0	
		191	0	191	0%	3	3	0	5495	0	5495	376	391	-15	-0.27%	5,587	29	42%	48	44	71%	49%	3%	9%	23	1	




District Health Assessment for Multiple District 23 through December 2025

		Clubs							Membership							Member Strength		Cancellation		Reports			Finance	Leadership			
District Name	Status/ Number of Months in Status *	Active Clubs	Clubs in Status Quo	Total Clubs	% Status Quo Clubs in Financial Suspension	New Clubs	Cancelled Clubs	YTD Net Club Gain/Loss	Current Members In Active Clubs	Current Members In Status Quo Clubs	Current Total Members Count	YTD Add	YTD Drop	YTD NetGrowth (includes Active and Status Quo)	YTD NetGrowth% (includes Active and Status Quo)	Member Count 12 Months Ago	Average Member Count Per Club	% of Clubs with less than 20 members	Average Cancelled Club Age	Members Lost Due to Cancelled Clubs	% of Clubs Reporting Service	% No MMR in 3 Months	% No Officer Report in 12 months	% of Clubs with balance 90+ days	Number of Zone Chairs Recorded	Number of Region Chairs Recorded	District Officers Vacancies **
23 A		48	0	48	0%	0	0	0	1256	0	1256	44	93	-49	-3.75%	1,265	26	48%	0	0	50%	42%	4%	2%	5	0	
23 B		55	0	55	0%	0	1	-1	1711	0	1711	73	143	-70	-3.93%	1,791	31	27%	15	11	67%	35%	0%	11%	7	0	
23 C		57	0	57	0%	1	1	0	1623	0	1623	89	91	-2	-0.12%	1,581	28	33%	17	9	74%	39%	2%	12%	10	0	
		160	0	160	0%	1	2	-1	4590	0	4590	206	327	-121	-2.57%	4,637	29	36%	16	20	64%	38%	2%	9%	22	0	




District Health Assessment for Multiple District 33 through December 2025

		Clubs							Membership							Member Strength		Cancellation		Reports			Finance	Leadership			
District Name	Status/ Number of Months in Status *	Active Clubs	Clubs in Status Quo	Total Clubs	% Status Quo Clubs in Financial Suspension	New Clubs	Cancelled Clubs	YTD Net Club Gain/Loss	Current Members In Active Clubs	Current Members In Status Quo Clubs	Current Total Members Count	YTD Add	YTD Drop	YTD NetGrowth (includes Active and Status Quo)	YTD NetGrowth% (includes Active and Status Quo)	Member Count 12 Months Ago	Average Member Count Per Club	% of Clubs with less than 20 members	Average Cancelled Club Age	Members Lost Due to Cancelled Clubs	% of Clubs Reporting Service	% No MMR in 3 Months	% No Officer Report in 12 months	% of Clubs with balance 90+ days	Number of Zone Chairs Recorded	Number of Region Chairs Recorded	District Officers Vacancies **
33 Y	T(24)	28	0	28	0%	0	1	-1	713	0	713	16	39	-23	-3.13%	746	25	46%	58	7	43%	54%	18%	4%	6	0	2nd VDG
33 A	T(24)	45	0	45	0%	0	0	0	1141	0	1141	42	55	-13	-1.13%	1,196	25	49%	0	0	64%	44%	0%	9%	8	0	GMT
33 N	T(24)	37	0	37	0%	0	0	0	1021	0	1021	45	42	3	0.29%	1,046	28	38%	0	0	59%	43%	11%	11%	3	0	2nd VDG
33 K		46	0	46	0%	0	1	-1	1412	0	1412	62	72	-10	-0.70%	1,443	31	39%	6	0	57%	46%	0%	11%	9	3	
33 S		48	0	48	0%	2	0	2	1446	0	1446	132	60	72	5.24%	1,378	30	44%	0	0	56%	48%	6%	6%	7	0	
		204	0	204	0%	2	2	0	5733	0	5733	297	268	29	0.51%	5,809	28	43%	32	7	57%	47%	6%	8%	33	3	



District Health Assessment for Multiple District 44 through December 2025

		Clubs							Membership							Member Strength		Cancellation		Reports			Finance		Leadership		
District Name	Status/ Number of Months in Status *	Active Clubs	Clubs in Status Quo	Total Clubs	% Status Quo Clubs in Financial Suspension	New Clubs	Cancelled Clubs	YTD Net Club Gain/Loss	Current Members In Active Clubs	Current Members In Status Quo Clubs	Current Total Members Count	YTD Add	YTD Drop	YTD NetGrowth (includes Active and Status Quo)	YTD NetGrowth% (includes Active and Status Quo)	Member Count 12 Months Ago	Average Member Count Per Club	% of Clubs with less than 20 members	Average Cancelled Club Age	Members Lost Due to Cancelled Clubs	% of Clubs Reporting Service	% No MMR in 3 Months	% No Officer Report in 12 months	% of Clubs with balance 90+ days	Number of Zone Chairs Recorded	Number of Region Chairs Recorded	District Officers Vacancies **
44 N	T(24)	41	0	41	0%	0	0	0	1062	0	1062	75	53	22	2.12%	1,018	26	41%	0	0	80%	27%	2%	12%	7	0	2nd VDG
44 H	T(21)	37	0	37	0%	0	1	-1	1225	0	1225	58	47	11	0.91%	1,225	33	38%	14	5	62%	46%	5%	5%	5	0	2nd VDG
		78	0	78	0%	0	1	-1	2287	0	2287	133	100	33	1.46%	2,243	29	40%	14	5	72%	36%	4%	9%	12	0	




District Health Assessment for District 41 through December 2025

Status/ District Name of Months in Status *		Clubs							Membership							Member Strength		Cancellation		Reports			Finance		Leadership		
		Active Clubs	Clubs in Status Quo	Total Clubs	% Status Quo Clubs in Financial Suspension	New Clubs	Cancelled Clubs	YTD Net Club Gain/ Loss	Current Members In Active Clubs	Current Members In Status Quo Clubs	Current Total Members Count	YTD Add	YTD Drop	YTD NetGrowth (includes Active and Status Quo)	YTD NetGrowth% (includes Active and Status Quo)	Member Count 12 Months Ago	Average Member Count Per Club	% of Clubs with less than 20 members	Average Cancelled Club Age	Members Lost Due to Cancelled Clubs	% of Clubs Reporting Service	% No MMR in 3 Months	% No Officer Report in 12 months	% of Clubs with balance 90+ days	Number of Zone Chairs Recorded	Number of Region Chairs Recorded	District Officers Vacancies **
41		62	0	62	0%	0	0	0	1735	0	1735	57	77	-20	-1.14%	1,780	28	34%	0	0	32%	42%	2%	5%	11	0	
		62	0	62	0%	0	0	0	1735	0	1735	57	77	-20	-1.14%	1,780	28	34%	0	0	32%	42%	2%	5%	11	0	




District Health Assessment for District 42 through December 2025

		Clubs							Membership							Member Strength		Cancellation		Reports			Finance	Leadership			
District Name	Status/ Number of Months in Status *	Active Clubs	Clubs in Status Quo	Total Clubs	% Status Quo in Financial Suspension	New Clubs	Cancelled Clubs	YTD Net Club Gain/ Loss	Current Members In Active Clubs	Current Members In Status Quo Clubs	Current Total Members Count	YTD Add	YTD Drop	YTD NetGrowth (includes Active and Status Quo)	YTD NetGrowth% (includes Active and Status Quo)	Member Count 12 Months Ago	Average Member Count Per Club	% of Clubs with less than 20 members	Average Cancelled Club Age	Members Lost Due to Cancelled Clubs	% of Clubs Reporting Service	% No MMR in 3 Months	% No Officer Report in 12 months	% of Clubs with balance 90+ days	Number of Zone Chairs Recorded	Number of Region Chairs Recorded	District Officers Vacancies **
42	T(24)	26	0	26	0%	0	0	0	1013	0	1013	38	45	-7	-0.69%	1,012	39	35%	0	0	54%	42%	8%	19%	3	0	1st VDG,2nd VDG,GLT,GST
		26	0	26	0%	0	0	0	1013	0	1013	38	45	-7	-0.69%	1,012	39	35%	0	0	54%	42%	8%	19%	3	0	




District Health Assessment for District 45 through December 2025

		Clubs							Membership							Member Strength		Cancellation		Reports			Finance	Leadership			
District Name	Status/ Number of Months in Status *	Active Clubs	Clubs in Status Quo	Total Clubs	% Status Quo Clubs in Financial Suspension	New Clubs	Cancelled Clubs	YTD Net Club Gain/Loss	Current Members In Active Clubs	Current Members In Status Quo Clubs	Current Total Members Count	YTD Add	YTD Drop	YTD NetGrowth (includes Active and Status Quo)	YTD NetGrowth% (includes Active and Status Quo)	Member Count 12 Months Ago	Average Member Count Per Club	% of Clubs with less than 20 members	Average Cancelled Club Age	Members Lost Due to Cancelled Clubs	% of Clubs Reporting Service	% No MMR in 3 Months	% No Officer Report in 12 months	% of Clubs with balance 90+ days	Number of Zone Chairs Recorded	Number of Region Chairs Recorded	District Officers Vacancies **
45	T(24)	29	0	29	0%	0	1	-1	930	0	930	79	45	34	3.79%	935	32	28%	44	0	59%	45%	3%	17%	0	0	2nd VDG
		29	0	29	0%	0	1	-1	930	0	930	79	45	34	3.79%	935	32	28%	44	0	59%	45%	3%	17%	0	0	



District Health Assessment for Multiple District N through December 2025

		Clubs							Membership							Member Strength		Cancellation		Reports			Finance	Leadership			
District Name	Status/ Number of Months in Status *	Active Clubs	Clubs in Status Quo	Total Clubs	% Status Quo Clubs in Financial Suspension	New Clubs	Cancelled Clubs	YTD Net Club Gain/ Loss	Current Members In Active Clubs	Current Members In Status Quo Clubs	Current Total Members Count	YTD Add	YTD Drop	YTD NetGrowth (includes Active and Status Quo)	YTD NetGrowth% (includes Active and Status Quo)	Member Count 12 Months Ago	Average Member Count Per Club	% of Clubs with less than 20 members	Average Cancelled Club Age	Members Lost Due to Cancelled Clubs	% of Clubs Reporting Service	% No MMR in 3 Months	% No Officer Report in 12 months	% of Clubs with balance 90+ days	Number of Zone Chairs Recorded	Number of Region Chairs Recorded	District Officers Vacancies **
N 1		3	0	3	0%	0	0	0	173	0	173	4	1	3	1.76%	177	58	0%	0	0	67%	67%	0%	0%	13	0	
		3	0	3	0%	0	0	0	173	0	173	4	1	3	1.76%	177	58	0%	0	0	67%	67%	0%	0%	13	0	

* - District Status: P - Provisional, T - Transitional.
** - District Officers Vacancies: DG - District Governor, 1st VDG - First Vice District Governor, 2nd VDG - Second Vice District Governor.